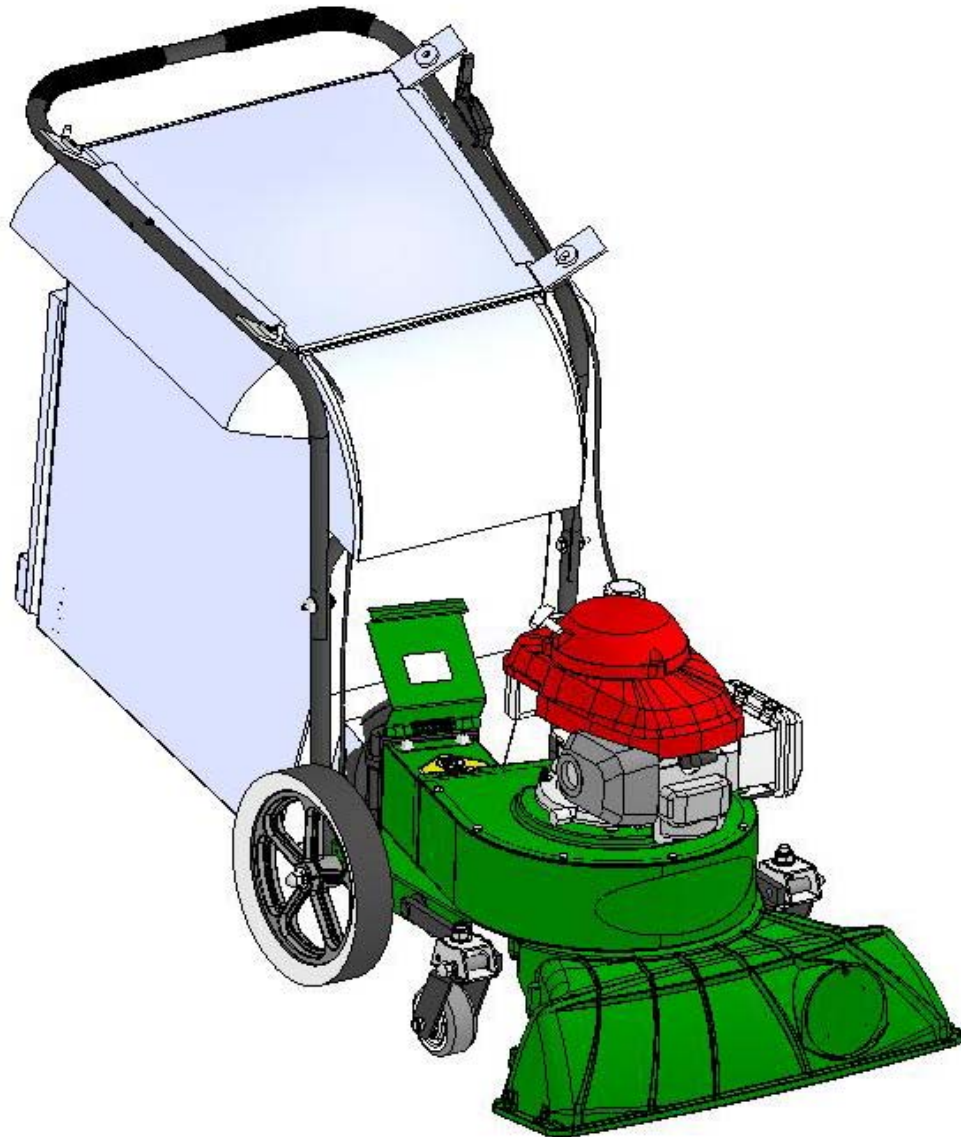


*KV CASTER KIT P/N 891128*



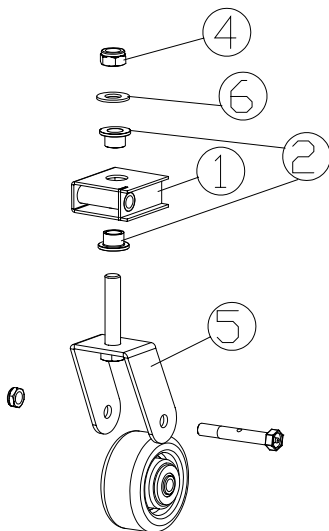
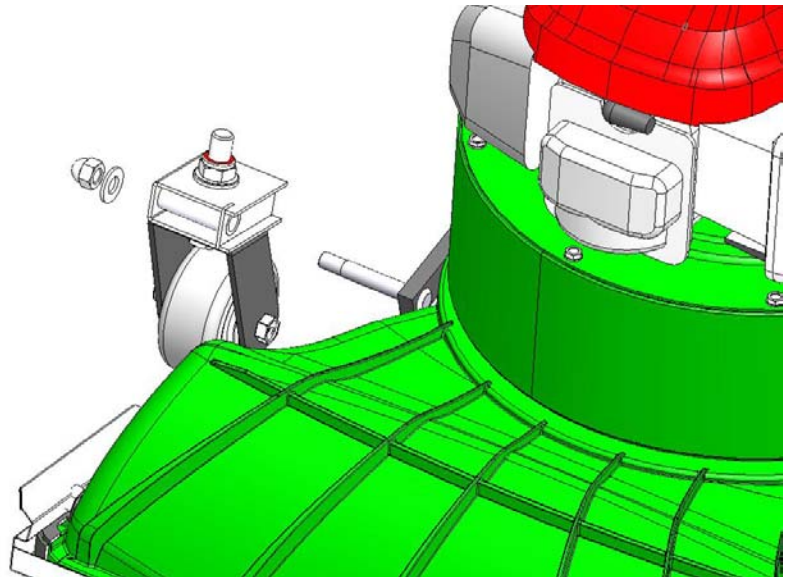
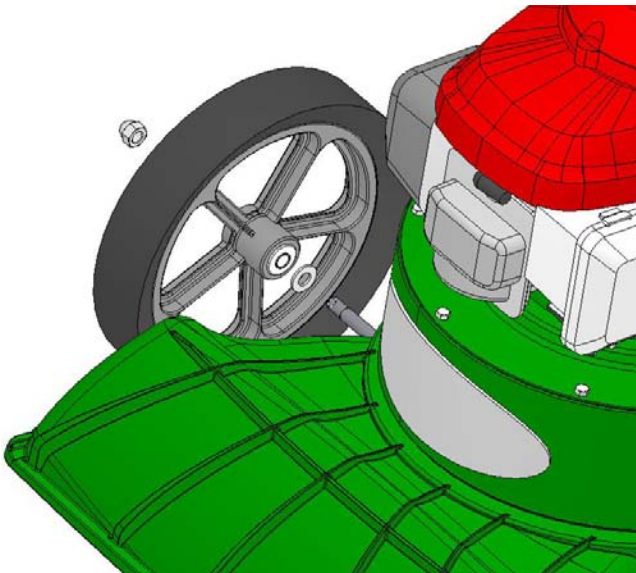
## **BILLY GOAT KV CASTER KIT (P/N 891128)**

PURPOSE: Improves maneuverability when using vacuum on hard paved surfaces.



**INSTALLATION:**

1. Disconnect spark plug wire.
2. Support front of machine with wheels off ground
3. Starting with front right wheel assembly, remove the lock nut, washer, and wheel.
4. Install preassembled caster bracket onto the axle aligning the stud into the hole on the axle arm as pictured below.
5. Reuse lock nut and washer to hold caster bracket in place.
6. Repeat steps 2 through 5 on front left wheel assembly with preassembled caster bracket LH
7. Reconnect spark plug.



ITEM NO.	PART NUMBER	DESCRIPTION	QTY.
1	891143	BRACKET CASTER WA KV	2
2	510185	BUSHING PLASTIC 0.625 ID	4
3	790144	WHEEL 4" DIA X 2" W/SPANNER	2
4	8161046	NYLON INSERT LOCKNUT, 5/8-11 UNC	2
5	891131	CASTER BRKT WA KV	2
6	8172013	WASHER FLAT 5/8" SAE	2